


Musculoskeletal Manual Medicine: Diagnosis and Treatment

Authors: Jiri Dvorak... [et al.]
Format: Hardbound, 788 pages
Publisher: Thieme
ISBN-978-3-13-138281-8

Reserved
RA
724
M87
2008

Descriptions:

Richly illustrated, fully referenced and logically organized, this book presents manual medicine in an easily accessible style based on the state of the art principles of biomechanics, neuromuscular pathophysiology and pain. One of the chief aims of this book is to offer readers a rational approach to manual medicine and its thoughtful integration into the larger context of musculoskeletal medicine and the different locomotor pain syndromes as well as overall health management. Clear graphics help present each examination procedure in a detailed and dynamic manner. Extensive sets of drawings and photographs complement each other and immediately highlight the essential points of each area of examination and treatment. The text succinctly describes the various routines and identifies possible pathologic findings. Clinical applications are presented in detail, as each joint is dealt with individually, starting with the diagnostic finding of a dysfunction affecting that joint and leading to the appropriate treatment techniques. "Musculoskeletal Manual Medicine" is sure to be the definitive reference in the growing field of contemporary manual medicine.




Public Health Administration: Principles for Population-Based Management

Editors: Lloyd F. Novick, Cynthia B. Morrow
Format: Hardbound, 797 pages
Publisher: Jones and Bartlett
ISBN-978-0-7637-3842-6

Reserved
RA
399.8
D84
2008

Descriptions:

This book provides an excellent conceptual framework for contemporary public health practice while contributing to a broad understanding, for managers and leaders, of the public health enterprise. A historical context and a flow of logic are presented using the language of current public health reforms.



Sleep Disorders Medicine: Basic Science, Technical Considerations and Clinical Aspects

Author: Sudhansu Chokroverty

Edition : 3rd ed.

Format: Hardbound, 676 pages

Publisher: Saunders Elsevier

ISBN-978-0-7506-7584-0

Reserved

RC


547

C46

2009

Descriptions:

Dr. Sudhansu Chokroverty—a world-recognized expert in sleep medicine—presents the third edition of *Sleep Disorders Medicine* for the latest developments in this rapidly expanding specialty, with coverage of neuroscience and clinical application. In addition to summarizing basic science and important technological aspects of diagnosis and treatment, this edition presents new chapters—on sleep and memory consolidation, neuroimaging, and more—in a color layout that makes it easy to access the latest advances in the field. The text's manageable size and logical, multi-disciplinary approach make it the right choice for newcomers and experienced clinicians alike.



Therapy in Nephrology & Hypertension: a Companion to Brenner & Rector's the Kidney

Editor: Christopher S. Wilcox

Format: Hardbound, 1131 pages

Publisher: Saunders Elsevier

ISBN-978-1-4160-5484-9

Reserved

RC


902

T48

2008

Descriptions:

Thoroughly revised, the new edition of this companion to Brenner & Rector's *The Kidney* equips you with today's guidance to effectively manage renal and hypertension patients. International authorities emphasize the specifics of treatment while presenting field-tested advice on the best therapeutic strategies available. New chapters reflect the latest evidence impacting current clinical issues, while a new, two-color design helps you reference the information more easily. And now as an Expert Consult title, it offers convenient online access to the complete contents of the book fully searchable anytime, anywhere.



Netter's Essential Histology

Authors: William K. Ovalle, Patrick C. Nahirney

Format: Paperback, 493 pages

Publisher: Saunders Elsevier

ISBN-978-1-929007-86-8

Reserved

QM

551


O93

2008

Descriptions:

Here's a contemporary and visual overview of normal histology that combines classic Netter illustrations and new drawings in the Netter style, with original light and electron micrographs, and succinct explanatory text to give you a rich understanding of this vital subject.

- Find all the information you need in one place as the book integrates gross anatomy, embryology, histology, cell biology, and ultrastructure in a concise fashion.
- Gain insight into pathology and learn to recognize normal structure so you can understand abnormality and disease with the aid of clinical boxes within the text.
- Prepare for National Board and Licensing Examinations with comprehensive yet concise coverage.
- Focus your study with targeted coverage of the essentials of histologic organization and core concepts.



Clinical Neuroanatomy

Author: Richard S. Snell

Edition: 7th ed.

Format: Paperback, 542 pages

Publisher: Wolters Kluwer / Lippincott Williams & Wilkins

ISBN-978-0-7817-9427-5

Reserved

QM

451


S54

2010

Descriptions:

The new edition of *Clinical Neuroanatomy for Medical Students* has been revised to present anatomy and connecting pathways together, with chapters now organized by system - making teaching and learning easier and more efficient.

Written by a neuroanatomist who has been a practicing physician, this easy-to-read text provides students with the information they need to relate basic science principles to what they will encounter in a clinical setting.



Pharmacology

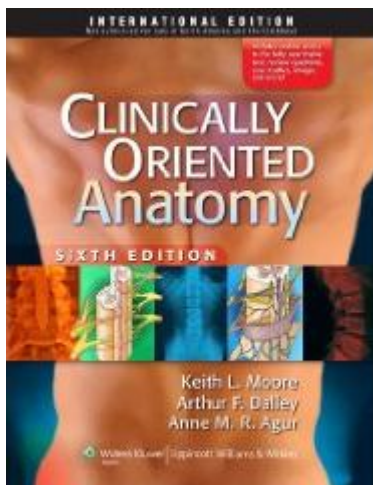
Editors: Gary C. Rosenfeld... [et al.]
Format: Hardbound, 359 pages
Publisher: Lippincott Williams & Wilkins
ISBN-978-0-7817-8913-4

Reserved

RM
301.13
P43
2010

Descriptions:

This concise review of medical pharmacology is designed to help medical students streamline their study for course review and help prepare for the USMLE Step 1 and similar licensing exams. Each chapter presents specific drugs and discusses their general properties, mechanism of action, pharmacologic effects, therapeutic uses, and adverse effects. Drug lists and two-color tables and figures summarize essential information. Clinically oriented USMLE-style review questions and answers with explanations follow each chapter. A comprehensive examination appears at the end of the book.



Clinically Oriented Anatomy

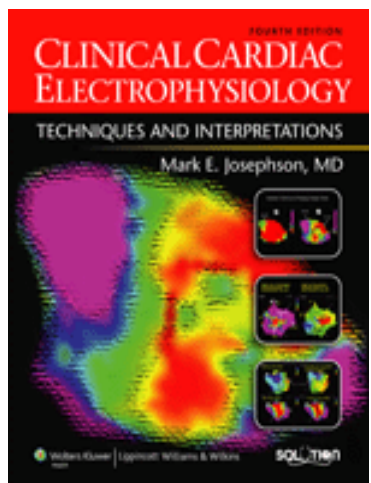
Author: Keith L. Moore
Edition : 6th ed.
Format: Paperback, 1134 pages
Publisher: Lippincott Williams & Wilkins
ISBN-978-1-60547-652-0

Reserved

QM
23.2
M66
2010

Descriptions:

Clinically Oriented Anatomy, Sixth Edition provides first-year medical and allied health students with the clinically oriented anatomical information that they need in study and practice. This best-selling textbook is renowned for its comprehensive coverage of anatomy, presented as it relates to the practice of medicine, dentistry, and physical therapy. The Sixth Edition features a modified interior design with new and improved artwork that further enhances the user-friendliness of the text. The clinical Blue Boxes are now grouped to reduce interruption of text and are categorized with icons to promote easier comprehension of clinical information. The Bottom Line summaries have been refined to clearly call out key points for quick study.




Clinical Cardiac Electrophysiology: Techniques and Interpretations

Author: Mark E. Josephson
Format: Hardbound, 922 pages
Publisher: Lippincott Williams & Wilkins
ISBN-978-0-7817-7739-1

Reserved
RC
683.5.E5
J67
2008

Descriptions:

This classic text provides a thorough understanding of the mechanisms of cardiac arrhythmias and the therapeutic interventions used to treat arrhythmias. It details the electrophysiologic methodology required to define the mechanism and site of origin of arrhythmias so that safe and effective therapy can be chosen. Close attention is given to the mechanisms, clinical implications, and limitations of current therapeutic interventions, including drugs, implantable devices, and catheter and surgical ablation. There are more than 1,100 illustrations that clarify the concepts and techniques presented within the text. The companion website offers fully searchable text with all the illustrations.



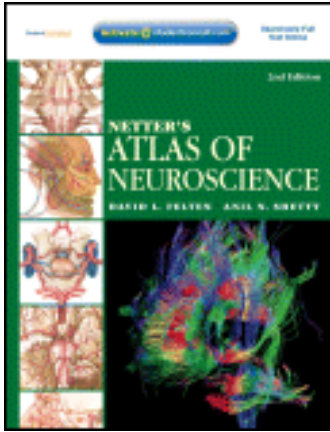
Kumar & Clark Clinical Medicine

Editors: Parveen Kumar, Michael Clark
Edition : 7th ed.
Format: Paperback, 1343 pages
Publisher: Saunders Elsevier
ISBN-978-0-7020-2992-9

Reserved
RC
46
K96
2009

Descriptions:

The 7th edition of *Kumar and Clark's Clinical Medicine* is a thoroughly updated, reworked and revised new edition of the first-prize winner in the Medicine category in the BMA 2006 Medical Book Competition. It is the market-leading comprehensive and authoritative single-volume textbook of internal medicine, consulted by students and doctors alike throughout the world. Covering the management of disease, based on an understanding of scientific principles, and including the latest developments in treatment, it is written for medical students and doctors preparing for specialist exams, but it is an ideal general reference text for all practising doctors. The new edition is part of Elsevier's StudentConsult electronic community. StudentConsult titles come with full text online, a unique image library, case studies, questions and answers, online note-taking, and integration links to content in other disciplines - ideal for problem-based learning.



Netter's Atlas of Neuroscience

Author: David L. Felten

Edition: 2nd ed.

Format: Paperback, pages

Publisher: Saunders Elsevier

ISBN-978-1-4160-5418-4

Reserved

QM


451

F45

2010

Descriptions:

Netter's Atlas of Neuroscience, by David L. Felten and Anil N. Shetty, is an atlas and textbook that combines nearly 400 illustrations and radiologic images highlighting key neuroanatomical concepts and clinical correlations with updated information that reflects our current understanding of the nervous system. It offers user-friendly coverage in three parts an overview of the nervous system, regional neuroscience, and systemic neuroscience that enable you to review complex neural structures and systems from different contexts. Online access to Student Consult where you'll find the complete fully searchable contents of the book...videos of imaging sequences...links to relevant content in other Student Consult titles...and more further enhances your study and helps to prepare you for exams.



Critical Care Medicine: Principles of Diagnosis and Management in the Adult

Editor: Joseph E. Parillo

Edition: 3rd ed.

Format: Hardbound, 1776 pages

Publisher: Mosby Elsevier

ISBN-978-0-323-04841-5

Reserved

RC


86.7

C75

2008

Descriptions:

Here's the most clinically oriented critical care text focusing on the adult patient. In full-color and superbly illustrated with clinical photographs, imaging studies, and management algorithms, and with a broad multidisciplinary focus, this text will help you enhance your skills at any level of training.



Clinical Examination

Authors: Owen Epstein... [et al.]

Edition : 4th ed.

Format: Paperback, 439 pages

Publisher: Mosby Elsevier

ISBN-9780723434542

Reserved

RC

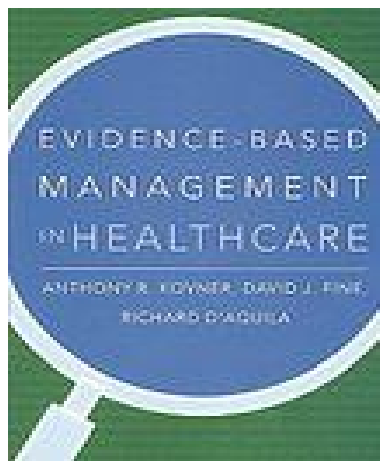
76

C35

2008

Descriptions:

The fourth edition of *Clinical Examination* provides a clear, practical and above all, superbly illustrated guide to all aspects of history taking and patient examination. Designed to be accessible both to medical students just starting their clinical attachments and to more experienced readers, the clear writing style, the innovative use of clinical photographs and the explanatory illustrations combine to explain and clarify the concepts and skills necessary to take a history and perform an examination. The text is organised by body system, with each chapter structured the same way: firstly, underlying structure and function; secondly, signs, symptoms and abnormalities; thirdly, patient examination.



Evidence-based Management in Healthcare

Editors: Anthony R. Kovner, David J. Fine

Format: Paperback, 298 pages

Publisher: Alpha

ISBN-978-1-56793-306-2

Reserved

RA

971

E95

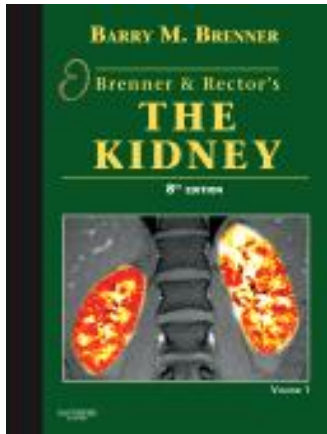
2009

Descriptions:

Too often in the fast-moving healthcare field, decision makers rely primarily on what has worked before. *Evidence-Based Management in Healthcare* explains how healthcare leaders can move from making educated guesses to using the best available information to make decisions.

Learn what evidence-based management (EB management) is and how it can focus thinking and clarify the issues surrounding a decision. The book provides a straightforward process for asking the right questions, gathering supporting information from various sources, evaluating the information, and applying it to solve management challenges.

Numerous real-life examples illustrate how the EB management approach is used in a variety of situations, from inpatient bed planning to operating room scheduling to leadership development. These examples also demonstrate the potential costs and benefits of EB management.




Brenner & Rector's the kidney

Author: Barry M. Brenner
Edition : 8th ed. (2 Volumes)
Format: Hardbound, 2241 pages
Publisher: Saunders Elsevier
ISBN-978-1-4160-3105-5

Reserved
RC
902
B74
2008

Descriptions:

Brenner & Rector...a legacy of authority...a necessity for state-of-the-art care! This revised 8th Edition of The Kidney continues to provide exhaustive, authoritative coverage of nephrology—from basic science through diagnosis and management. Two brand-new sections, Epidemiology and Risk Factors in Kidney Disease and Frontiers in Kidney Disease, as well as fourteen new chapters, including Interventional Nephrology, Endocrine Aspects of Kidney Disease, Plasmapheresis, and many others, keep you on the cusp of the latest advances. Plus, 550 full-color high-quality photographs and abundant algorithms and tables enhance your comprehension.




Clinical Pediatric Neurology: A Signs and Symptoms

Author: Gerald M. Fenichel
Format: Paperback, 415 pages
Publisher: Saunders Elsevier
ISBN-978-1-4160-6185-4

Reserved
RJ
486
F46
2009

Descriptions:

Clinical Pediatric Neurology, 6th Edition, by Gerald M. Fenichel, MD, offers you highly practical assistance in diagnosing and managing the primary neurologic disorders of childhood. Simply look up the presenting symptoms, and you'll be guided step by step through evaluation and management! Thorough coverage for each neurological disease clearly defines age at onset, course of illness, clinical features, and treatment options. Differential diagnosis tables and treatment algorithms expedite clinical decision making. And now, you can also rapidly consult the book from any computer at expertconsult.com!



NMS Pediatrics

Editors: Paul H. Dworkin and Paula S. Algranati

Edition: 5th ed.

Format: Paperback, 470 pages

Publisher: Lippincott Williams & Wilkins

ISBN-978-0-7817-7075-0

Reserved

RJ


48.3

N38

2009

Descriptions:

NMS Pediatrics, Fifth Edition is the ideal reference and review for medical students in the pediatrics clerkship. The concise, outline-format coverage of essentials and end-of-chapter USMLE-style questions offer excellent preparation for the shelf/end-of-rotation exam and USMLE. This thoroughly updated edition focuses on areas emphasized in the most current Council on Medical Student Education in Pediatrics (COMSEP) curriculum. The revised questions better reflect the level of difficulty of shelf/end-of-rotation exams. The book has a new two-color design and wider margins for notes



Basic and Bedside Electrocardiography

Author: Romulo F. Baltazar

Format: Hardbound, 454 pages

Publisher: Lippincott Williams & Wilkins

ISBN-978-0-7817-8804-5

Reserved

RC

683.5.E5

B35

2009

Descriptions:

Basic and Bedside Electrocardiography is the first book to integrate the basics of ECG interpretation with the most recent clinical guidelines for treating patients with ECG abnormalities. Each concise, bulleted chapter discusses a disease state, gives many tracings as examples, provides clear illustrations of pathophysiology, and offers guidelines for diagnosis and treatment of specific entities.

More than 600 illustrations aid readers in recognizing commonly encountered ECG abnormalities. Diagrammatic illustrations at the end of most chapters summarize the different ECG abnormalities discussed, to help readers recognize the different arrhythmias more easily. An appendix provides quick-reference information on commonly used intravenous agents.



Blueprints Pediatrics

Authors: Bradley S. Marino and Katie S. Fine

Edition: 5th ed.

Format: Paperback, 364 pages

Publisher: Lippincott Williams & Wilkins

ISBN-978-0-7817-8251-7

Reserved

RJ


48.3

M37

2009

Descriptions:

One of the best selling and most highly regarded volumes in the Blueprints series, Blueprints Pediatrics provides students with a concise review of what they need to know in their pediatrics rotation or the Boards. Each chapter is brief and includes pedagogical features such as bolded key words, tables, figures, and key points. A question and answer section at the end of the book presents 100 board-format questions with complete rationales. This edition includes full-color dermatology and infectious disease photographs and multicolored flow diagrams of congenital heart defects. A companion Website includes a question bank and fully searchable text.



Basic Immunology: Functions and Disorders of the Immune System

Author: Abul K. Abbas

Edition: 2nd ed.

Format: Paperback, 324 pages

Publisher: Saunders Elsevier

ISBN-978-0-8089-2355-8

Reserved

QR

181

A23

2006

Descriptions:

The updated 2nd edition of this popular text emphasizes the fundamental concepts and principles of human immunology that students need to know, without overwhelming them with extraneous material. It leads the reader to a firm understanding of basic principles, using full-colour illustrations; short, easy-to-read chapters; colour tables that summarize key information clinical cases; and much more - all in a conveniently sized volume that's easy to carry.



Lippincott's Illustrated Reviews : Pharmacology

Editors: Finkel, Richard.. [et al.]

Format: Paperback, 564 pages

Publisher: Lippincott Williams & Wilkins

ISBN-978-1-6054-7200-3

Reserved

RM

301.14


P43

2009

Descriptions:

Lippincott's Illustrated Reviews: Pharmacology, Fourth Edition enables rapid review and assimilation of large amounts of complex information about the essentials of medical pharmacology. Clear, sequential pictures of mechanisms of action actually show students how drugs work, instead of just telling them. As in previous editions, the book features an outline format, over 500 full-color illustrations, cross-references to other volumes in the series, and over 125 review questions. Content has been thoroughly updated, and a new chapter covers toxicology.

New to this edition will be a companion Website containing all of the illustrations, fully searchable text, and an interactive question bank.



Nutrition in Pediatrics

Authors: Christopher Duggan, John B. Watkins

Format: Hardbound, 923 pages

Publisher: BC Decker

ISBN-978-1-55009-361-2

Reserved

RJ

399.8

D84

2008

Descriptions:

The field of pediatric nutrition has developed into an area essential to components of academic pediatric program throughout the world. Among the pediatric texts available, none deals with the physiologic or pathophysiologic basis of nutrition in pediatric health and disease in children of all ages. *Nutrition in Pediatrics, 4e*, fills this void, extending physiologic and pathophysiologic considerations to their coverage of nutritional needs with respect to disease and covers diagnosis of nutritional imbalance and management as well.

The *4th edition* includes an entirely new section on pediatric obesity: epidemiology, pathophysiology, assessment and treatment. It includes new chapters on celiac disease, food allergies and iron.

This edition includes updated growth curves, including the newly released WHO growth curves for exclusively breastfed infants. Expanded and updated chapters on international nutrition, including protein energy malnutrition and community nutrition.



Principles of Medical Pharmacology

Editors: Harold Kalant, Dennis M. Grant

Format: Paperback, 1022 pages

Publisher: Elsevier

ISBN-978-0-7796-9945-2

Reserved

RM

300

P75

2007

Descriptions:

The book provides a solid foundation of the principles of pharmacology. Principles are explained through the use of practical examples and case studies. The text covers all aspects of medical pharmacology, including a comprehensive discussion of the clinically important features of pharmacokinetics.

This new Seventh Edition has been completely revised and updated to reflect the latest research in the field. Most chapters have been extensively rewritten, with many new authors involved in the preparation of this edition.

• Your ultimate manual therapy specialist • From serious pain to just "looking good" beauty treatments • Experience in sport and occupational trauma and injury • Experience with patients of all ages and abilities • Mobile (home visits) • Result orientated • Individually tailored treatments. Most massage therapists. Your ultimate choice of manual therapy specialist. Read more 'What we cure.' PATIENTS SEEN. On demand musculoskeletal specialist +34 610 628 003. Direct spin, symmetry, absence of pain and freedom of movement with a joy of life "this is something to strive for everyone." Manual therapy. "the methods of treatment and diagnosis, representing the impact of the therapist's hands on the patient's body. Read More '. Massage.

Learn about the veterinary topic of Diagnosis and Treatment of Musculoskeletal Disorders. Find specific details on this topic and related topics from the MSD Vet Manual. Therapeutic options for management of musculoskeletal disorders have greatly expanded during the past few years with the use of regenerative medicine, in which growth factors and mesenchymal cell therapy have been used to augment healing. A return to a useful life for many animals is possible when diagnosis and subsequent treatment is done early in the disease process.

